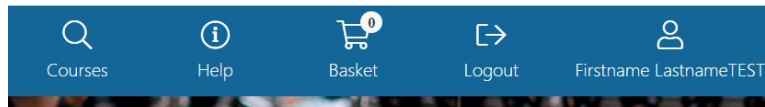


## WSPR-Intelli Help

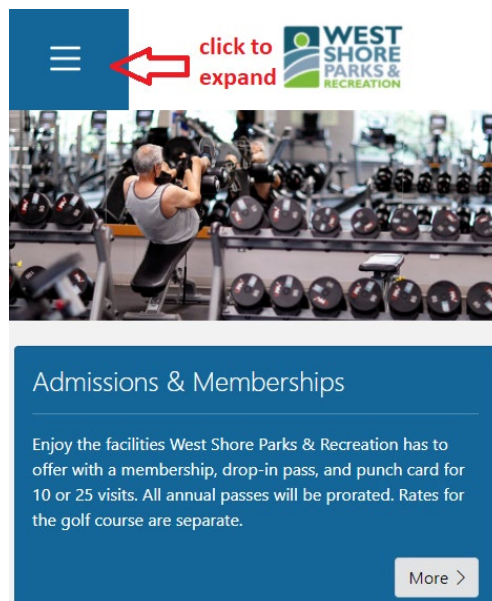
### *Registering for Courses*

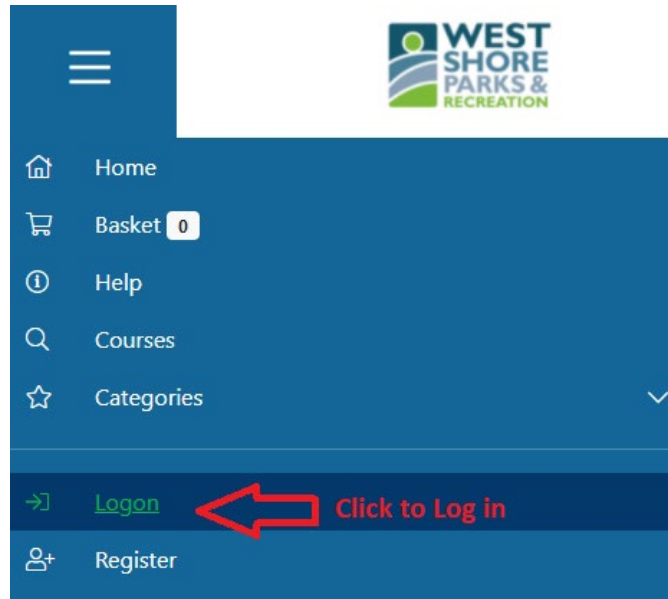
Instructions shown are for clients using a mobile device. On a laptop/PC, the client menu is accessed from the top right banner. Remaining steps in the process are the same.



#### **INSTRUCTIONS:**

1. Go to the WSPR Intelligenz website: [explore.wspr.ca](http://explore.wspr.ca)
- 2.
3. Click “Logon” to log into your account.





4. Find the course(s) you want to register in, either by clicking “courses” for a keyword or course ID search, or by expanding “categories” to browse by category. Review the end of this document for tips and tricks on browsing courses and a smooth registration process.


### **BROWSING PROGRAM TIPS & TRICKS:**

When browsing by category, use the filters to narrow down your search (by age, time, day, etc). To see the courses in the category, click “search” to populate all.

|                 |  |   |
|-----------------|--|---|
| Course Types    | Optional: Use filters to narrow down your search | ▼ |
| Time Of Day     |  | ▼ |
| Day Of Week     |  | ▼ |
| Class From Date |  | ▼ |
| Class To Date   |  | ▼ |
| Start Month     |  | ▼ |
| Age             |  | ▼ |
| Venues          |  | ▼ |
| Search By       |  | ▼ |


|         |   |
|---------|---|
| Sort By | ▼ |
| Default | ▼ |

Hide Fully Booked Courses

|            |                          |   |        |
|------------|--------------------------|---|--------|
| Start Over | Click search to view all |  | Search |
|------------|--------------------------|---|--------|

**Results populate here after clicking search**

Results



① Use filters to display results.

**COURSE INFORMATION:**